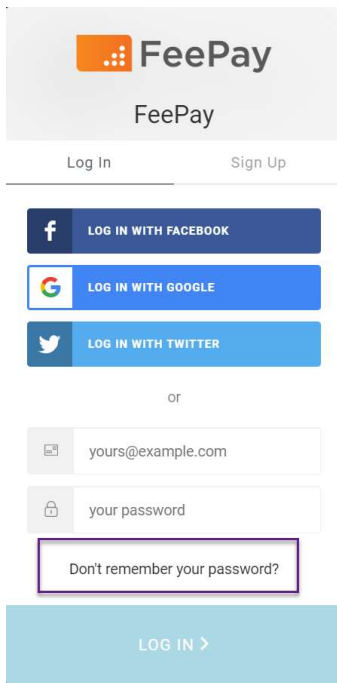



It's Time to Change Your Password!

At the new login screen, select 'Don't remember your password?'



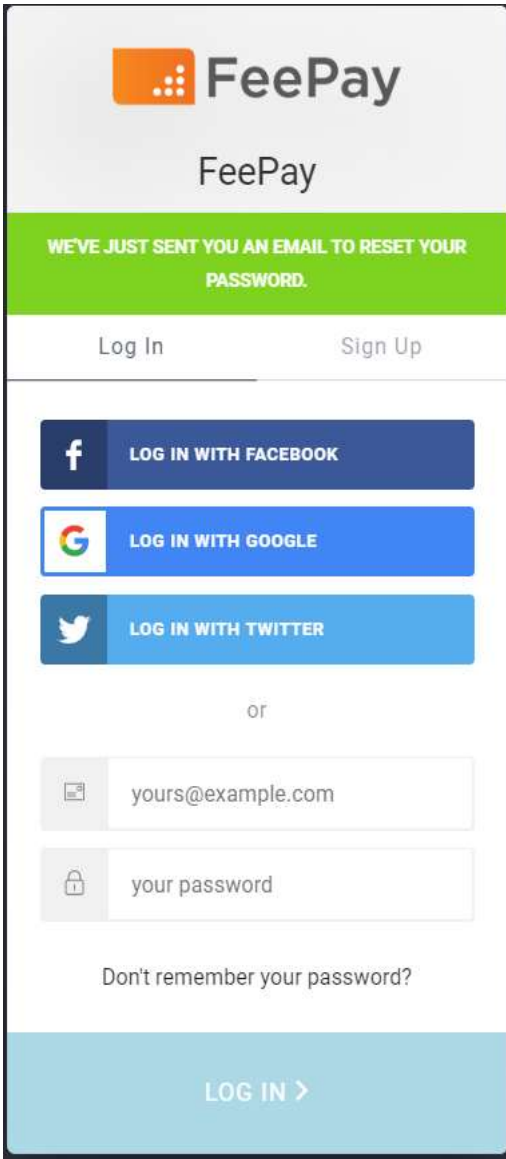
The image shows the FeePay login screen. At the top, there is the FeePay logo and the text "FeePay". Below this, there are two links: "Log In" and "Sign Up". Underneath, there are three social media login buttons: "LOG IN WITH FACEBOOK", "LOG IN WITH GOOGLE", and "LOG IN WITH TWITTER". Below these is the word "or". Then, there are two input fields: one for an email address containing "yours@example.com" and one for a password containing "your password". Below the password field is a checkbox labeled "Don't remember your password?". At the bottom, there is a large blue button labeled "LOG IN >".

From the Reset your password pop up, add your email address and select "SEND EMAIL"

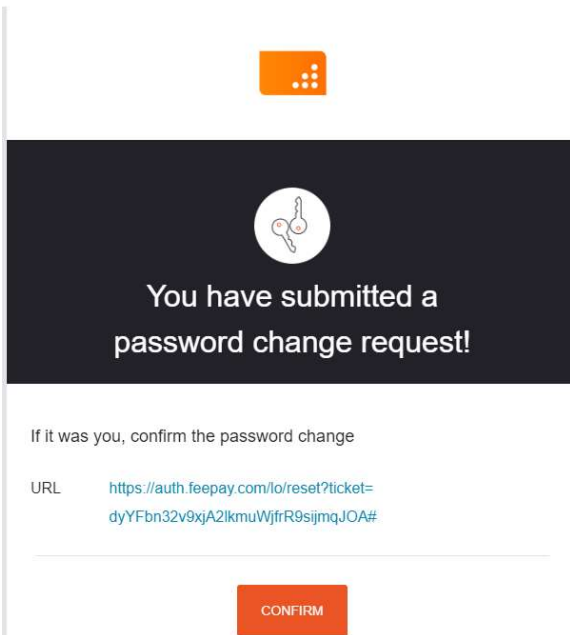


The image shows a "Reset your password" pop-up window. At the top left, there is a back arrow icon. Next to it is the FeePay logo and the text "FeePay". Below this, the title "Reset your password" is displayed. Underneath, there is a message: "Please enter your email address. We will send you an email to reset your password." Below the message is an input field for an email address containing "yours@example.com". At the bottom, there is a large blue button labeled "SEND EMAIL >".

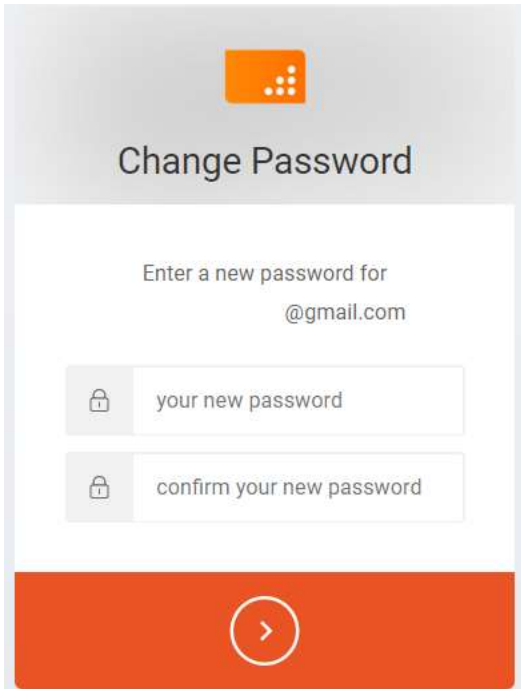
You will receive a message that tells you that an email was sent to you to reset your password.



Look for an email from FeePay. It will have this message when you open it:



Click the CONFIRM button. Then Change your password and log into FeePay!



The image shows a mobile application screen for changing a password. At the top, there is an orange icon with four white dots. Below it, the title "Change Password" is displayed in a grey header. The main content area is white and contains the text "Enter a new password for @gmail.com". There are two input fields, each with a lock icon on the left. The first field is labeled "your new password" and the second is labeled "confirm your new password". At the bottom, there is a large orange button with a white right-pointing arrow inside a circle.

Change Password

Enter a new password for
@gmail.com

your new password

confirm your new password

>